

Bejelentkezés - <https://zoom.us/>

The image shows a screenshot of the Zoom website homepage. At the top, there is a dark navigation bar with links for 'REQUEST A DEMO', '1.888.799.9666', 'RESOURCES', and 'SUPPORT'. Below this is a white navigation bar with the Zoom logo and links for 'SOLUTIONS', 'PLANS & PRICING', 'CONTACT SALES', 'JOIN A MEETING', 'HOST A MEETING', 'SIGN IN', and 'SIGN UP, IT'S FREE'. The 'SIGN IN' button is highlighted with a red square. Below the navigation bar is a green banner with the text: 'We have developed resources to help you through this challenging time. [Click here](#) to learn more.' The main content area features a large image of a woman sitting at a desk with a laptop, talking on a mobile phone. Overlaid on the left side of the image is the text: 'Zoom Phone Now Available in 18 Countries and Territories!' and an orange 'Learn More' button. At the bottom of the page, there is a blue 'Help' button and the text 'One Consistent Enterprise Experience'.

Bejelentkezés

hozzunk létre fiókot email címmel (lehet hivatalos vagy gmail cím is)



The screenshot shows the Zoom Sign In page. At the top, there is a dark navigation bar with links for 'REQUEST A DEMO', '1.888.799.9666', 'RESOURCES', and 'SUPPORT'. Below this is a white navigation bar with the Zoom logo, 'SOLUTIONS', 'PLANS & PRICING', 'CONTACT SALES', 'JOIN A MEETING', 'HOST A MEETING', 'SIGN IN', and a blue button 'SIGN UP, IT'S FREE'. The main content area is titled 'Sign In' and contains the following elements: an 'Email address' input field with a placeholder 'Email address', a 'Password' input field with a placeholder 'Password', a blue 'Sign In' button, a 'Forgot password?' link, and a 'Stay signed in' checkbox. Below these is a separator line with 'or' in the center. Underneath are two social login buttons: 'Sign in with Google' and 'Sign in with Facebook'. At the bottom, there is a link 'New to Zoom? Sign Up Free' and a blue 'Help' button with a question mark icon.

vagy jelentkezzünk be már meglévő Google/facebook fiókkal




Időzített meeting létrehozása

válasszuk a „Schedule Meeting opciót”

The screenshot displays the Zoom user interface. At the top, there is a dark navigation bar with links for 'REQUEST A DEMO', '1.888.799.9666', 'RESOURCES', and 'SUPPORT'. Below this is a white header with the Zoom logo and navigation links for 'SOLUTIONS', 'PLANS & PRICING', and 'CONTACT SALES'. On the right side of the header, there are buttons for 'SCHEDULE A MEETING' (highlighted with a red box), 'JOIN A MEETING', 'HOST A MEETING', and 'SIGN OUT' next to a user profile picture. A left sidebar contains a 'PERSONAL' section with 'Meetings' selected, and an 'ADMIN' section with 'User Management', 'Room Management', 'Account Management', and 'Advanced'. The main content area shows 'Upcoming Meetings' with a 'Schedule a New Meeting' button. Below this is a table with columns for 'Start Time', 'Topic', and 'Meeting ID', which is currently empty. A message states: 'The user does not have any upcoming meetings. To schedule a new meeting click Schedule a Meeting.' At the bottom, there are links to 'Attend Live Training' and 'Video Tutorials', and a 'Help' button. A section titled 'Save time by scheduling your meetings directly from your calendar.' features download links for 'Microsoft Outlook Plugin', 'Chrome Extension', and 'Firefox Add-on'.

Időzített meeting létrehozása

VS & PRICING CONTACT SALES SCHEDULE A MEETING JOIN A MEETING HOST A MEETING  SIGN OUT

[My Meetings](#) > Schedule a Meeting

Schedule a Meeting

Topic

Description (Optional)

When

Duration hr min

Your Zoom Basic plan has a 40-minute time limit on meetings with 3 or more participants. Upgrade now to enjoy unlimited group meetings. [Upgrade Now](#)

Do not show this message again

Time Zone

Recurring meeting

[? Help](#)

Az előadás/tárgy neve

Kezdés időpontja

Mivel 40 perc a maximum hossz, érdemes két időpontot is beállítani (a szünet és váltás miatt leglább a szundikáló hallgatók is felébrednek)

Időzített meeting létrehozása

Ebben a mezőben beállíthatjuk, hogy ismétlődjön az időpont

Time Zone (GMT+1:00) Budapest

Recurring meeting Every week on Thu, until Apr 30, 2020, 7 occurrence(s)

Recurrence Weekly

Repeat every

Occurs on Tue Wed Thu Fri Sat

End date After 7 occurrences

Ismétlés gyakorisága

Meeting Password Require meeting password 484033

Ezt a funkciót érdemes kikapcsolni

Video

Host on off

Participant on off

Az utolsó alkalom lehet naptári naphoz kötött, vagy X alkalom utáni


Audio Telephone Computer Audio Both

Dial from [Edit](#)

Itt beállíthatjuk hogy a saját/hallgató kamerája a kezdéskor be legyen-e kapcsolva. Ez a meeting közben módosítható

Időzített meeting létrehozása

Meeting Options

- Enable join before host
- Mute participants upon entry 
- Enable waiting room
- Record the meeting automatically on the local computer

Engedélyezzük a várószobát,
itt láthatjuk a csatlakozni
kívánó hallgatókat

Bekapcsolva az automatikus
felvételt a meeting végén a
megbeszélés automatikusan
rögzül és lementhető a gépre

Save

Cancel

Hallgatók meghívása

[My Meetings](#) > Manage "My Meeting"

Start this Meeting


Topic My Meeting

Time Mar 19, 2020 12:00 PM Budapest

Add to

 Google Calendar

 Outlook Calendar (.ics)

 Yahoo Calendar

Meeting ID 870-446-387

Meeting Password × Require meeting password

Join URL: <https://us04web.zoom.us/j/870446387>

ezt az URL címet megosztva a hallgatókkal az adott időben ők csatlakozni tudnak ismétlődő előadás esetén elég csak egyszer megosztani

 [Copy the invitation](#)

Video Host Off

Participant Off

Hallgatók meghívása

- Copy invitation gombra kattintva a részletes adatok is kimásolhatók

